

INTRODUCTION AND MOTIVATION

FSSA is healthcare and social services funding agency offering services to about 1.5 million Hoosiers
 Medicaid re-entry division can submit claims for returning citizens (RCs)
 Medicaid applications made at least 30 days before release
 The purpose is to ensure continuity of care post-incarceration
 RCs are very vulnerable[1][2]:

1. More likely to visit the emergency department (ED) or be hospitalized
2. Higher incidence of mental health
3. More prone to drug abuse
4. Higher rates of chronic health conditions, and communicable diseases

RESEARCH OBJECTIVE

To understand the health outcomes of the offender population across various demographic factors

METHODOLOGY

Identify first use of Medicaid from historical claims
 Tag claims made at ED and primary care physician
 Used univariate graphical statistical methods to identify trends in the use of Medicaid overall and at the ED

RESULTS

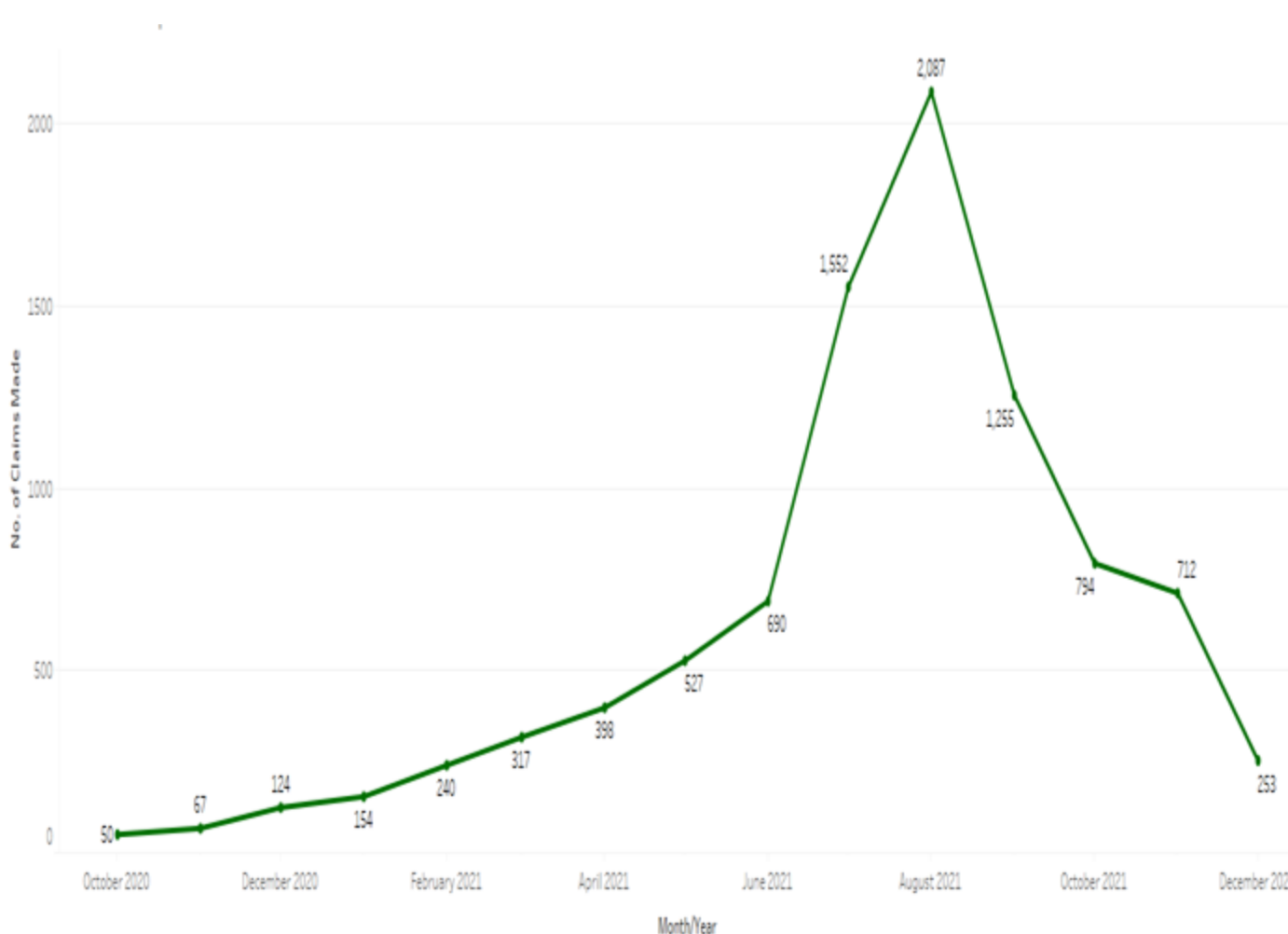


Fig 1. Claims by Month/Year

Age	2021		Grand Total
	Female	Male	
18-30	426	1,566	1,992
31-40	763	2,599	3,362
41-50	424	1,694	2,118
51-60	142	971	1,113
60+	19	340	359
Grand Total	1,774	7,170	8,944

Fig 2. Claims by Age and Gender

	Encounter Days					Grand Total
	1-7days	8-14days	15-30days	30-60days	90+days	
Female	30	44	110	151	1,418	1,753
Male	151	152	425	594	5,761	7,083
Grand Total	181	196	535	745	7,179	8,836

Fig 3. First Use of Medicaid by Gender

	Encounter Days					Grand Total
	1-7days	8-14days	15-30days	30-60days	90+days	
Female	3	12	11	133	160	
Male	18	13	53	83	793	960
Grand Total	21	14	65	94	926	1,120

Fig 4. First Use of Medicaid at the ED by Gender

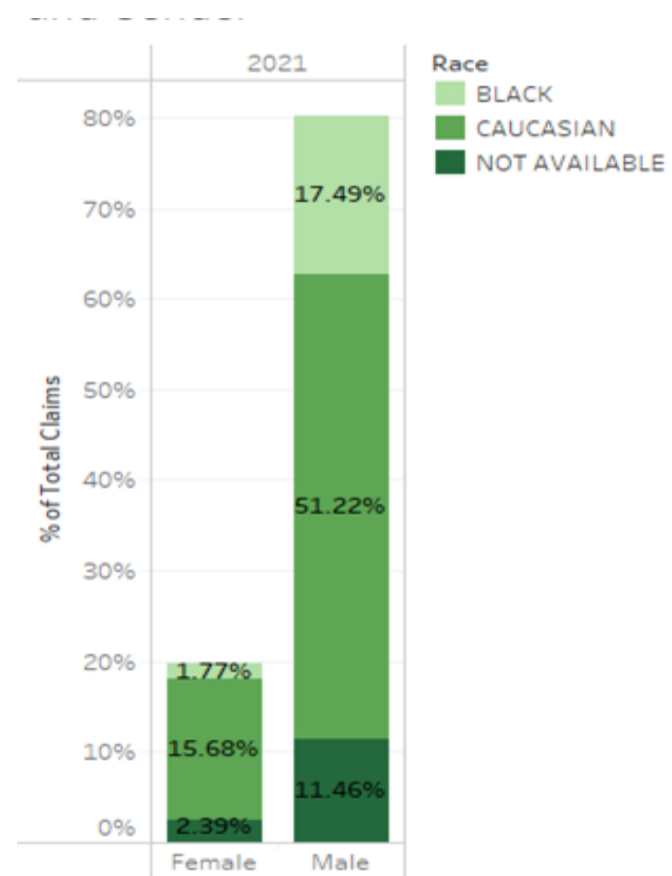


Fig 5. Claims by Race and Gender

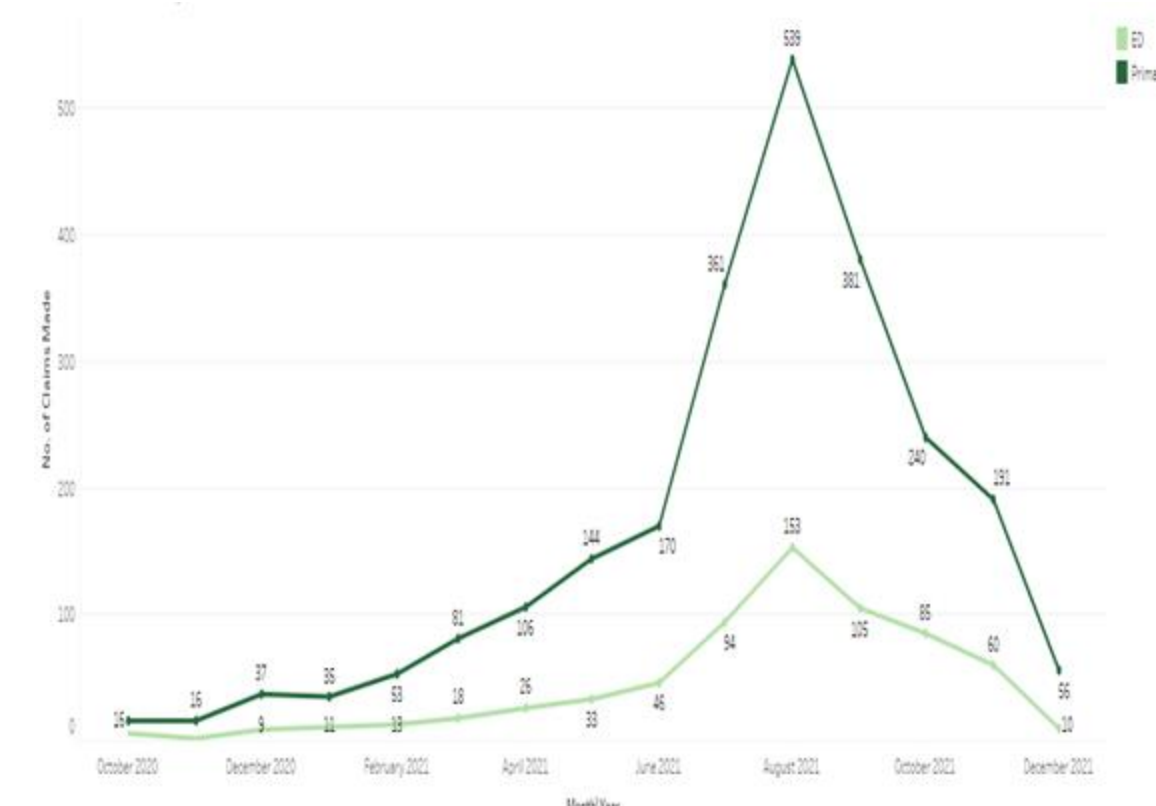


Fig 6. Claims at ED vs Primary Care

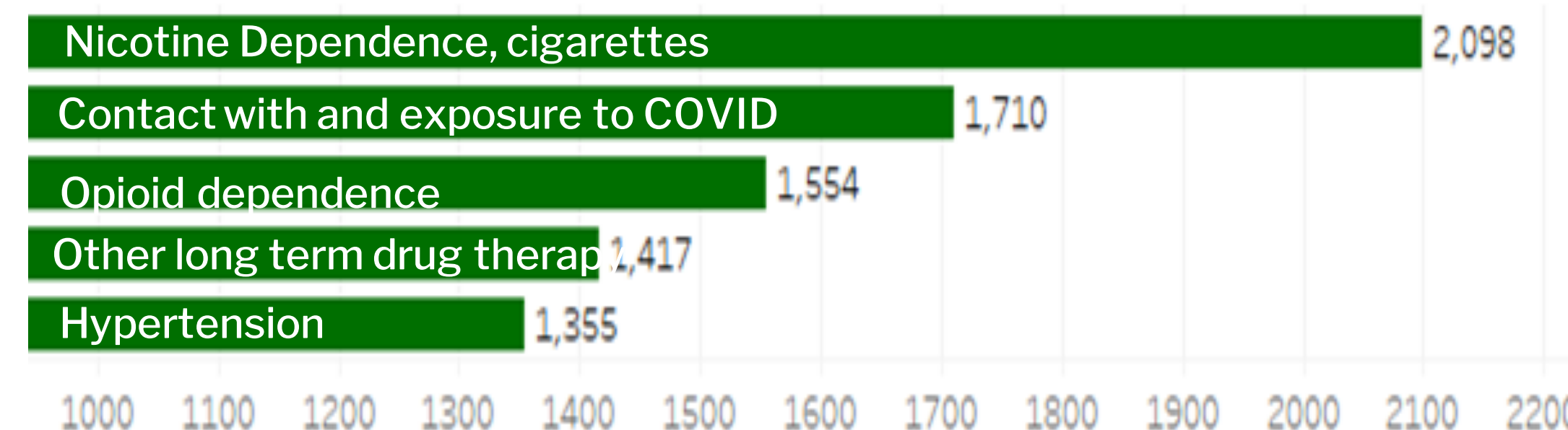


Fig 7. Diagnosis at First Use of Medicaid

CONCLUSIONS

Top 5 health diagnosis in 2021 are related to drug dependence, COVID-19, and hypertension
 Made by Caucasian male and female in their 30s.
 More claims are made at primary care physician than at the ED

FUTURE GOALS

Categorization of claims by acute and non-acute
 Move beyond first use of Medicaid to identify trends in a historical claims
 Compare trends in Medicaid use to the non-prison
 Analyze juvenile dataset

ACKNOWLEDGEMENT

Thanks to our Corporate Mentor: Cristian Guandique and The Data Mine Staff: Dr Ward, Maggie Betz, and Pallavi Pati.

REFERENCES

[1] Joseph W. Frank et al.,
 Emergency Department Utilization by Individuals with Recent Criminal Justice Involvement:
Journal of General Internal Medicine 29, no. 9 [2] Jennifer
 and Abuse Among State Prisoners and Jail Inmates, 2007-2017, 27.